

# Automation – Circular Weld Seams

## Rotator RCW


### Features

- Ideal to weld from grounds at the front side.
- Stable and compact construction.
- Clamping without jaw chucks
- Pneumatic clamping unit as well as torch arm and limit stop.


Model	RCW-D01T1
Workpiece diameter	20 – 100 mm
Workpiece lenght	over 350 mm
Max. Load	150 kg
Rotating speed	240 – 2400 mm/min
PLC control	SIEMENS




Pneumatic limit stop



pneumatic torch holder and stand



Also for internal welding



Touchscreen control



Productvideo

