

# Positioners, medium-weight

## Welding Positioner POS-750 Serie

With 60 mm hollow shaft

### Features

- Table can be tilted motor-driven from 0° to 135°.
- Foot switch start/stop.
- Rotating direction adjustable: cw/ccw.
- 60 mm hollow shaft.
- Table diameter: 600 mm. .
- Table speed adjustable from 0,12 – 1,2 or from 0,05 – 5 rpm.
- Welding machine can be actuated via turntable control.
- Mass contact transmits 400A/100%.
- Control unit available with overlap welding, HF-prot.

A = motor-driven tilting


AS = motor-driven tilting with servo motor

AC = motor-driven tilting with overlap welding

ACS = motor-driven tilting with overlap welding and servo motor

ACR = motor-driven tilting with overlap welding and robotic interface

ACR S= motor-driven tilting with overlap welding, robotic interface and servo motor



TUV NORD


Productvideo on [www.javac.org](http://www.javac.org)

### Scope of delivery:

- 1 Control unit (integrated)
- 1 Start/stop foot switch
- 1 Cable remote control



Model	POS-750
Supply voltage	AC 400 V/50 Hz
Ground connection	400 A/100 %
Tilting range	0° – 135°
Table diameter	600 mm
Hollow shaft	60 mm
Mounting hole circle Ø	190 mm up to max. 540 mm
Slot width table	18 mm
RPM standard	0,12 – 1,2 u/min
optional: Servo-Motor	0,05 – 5 u/min
Torque	675 Nm
Rotating directions	cw/ccw
Turning moment	675 Nm
Tilting moment	1500 Nm
Remote control	RPM rotating direction adjustable
Max. Load A	750 kg
Measurement (LxWxH) mm	ca. 704 x 650 x 585
Weight	ca. 334 kg
Item no. POS-750 A	02.30.01.10710
Item no. POS-750 AS	02.30.01.10780
Item no. POS-750 AC	02.30.01.10720
Item no. POS-750 ACS	02.30.01.10730
Item no. POS-750 ACR	02.30.01.10740
Item no. POS-750 ACR S	02.30.01.10785



- 1 Downward tilting
- 2 Upward tilting
- 3 2-cycle/4-cycle
- 4 Rotating direction cw/ccw
- 5 Stop
- 6 Start
- 7 Rotating speed

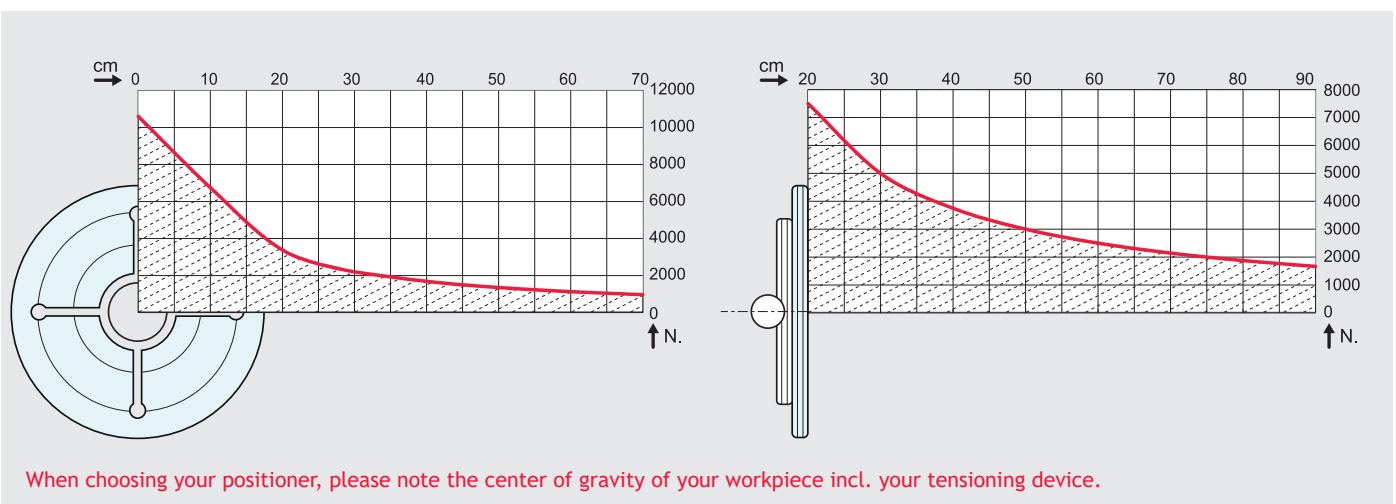
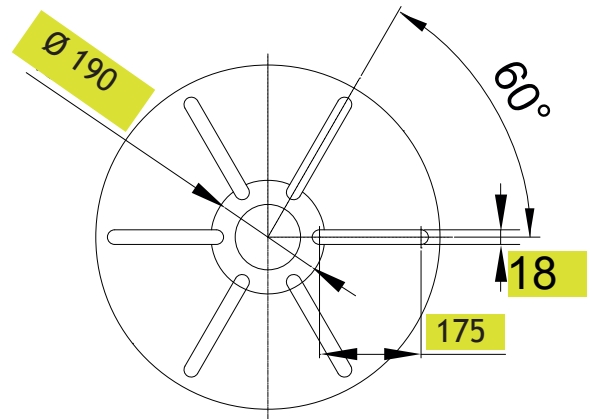
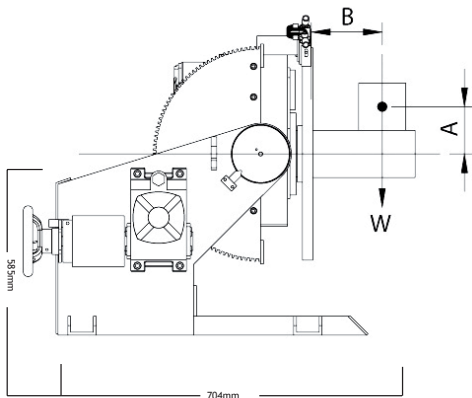
\* no full robot axis  
360° + overlap  
welding

# Positioners, medium-weight

## Welding Positioner POS-750 Serie

### At the push of a button

Due to the motor-driven tilt rotation, many different welding jobs can be done in flat position. For automated welding: 2-cycle/4-cycle function and welding start/stop signal for the welding device.



### Functions

POS-750AC

- 1 Pre-welding time
- 2 Crater filling
- 3 Turning time
- 4 Overlap welding time
- 5 2-cycle welding
- 6 4-cycle welding with crater filling

- 1
- 2
- 3
- 4
- 5
- 6

