

Positioners, medium-weight

Welding Positioner POS-300

With 60 mm hollow shaft

Features

- Table can be tilted manually from 0° to 135°.
- Foot switch start/stop.
- 60 mm hollow shaft.
- Table diameter: 400 mm.
- Rotating directions adjustable cw / ccw
- Table speed adjustable from 0,34 – 3,4 rpm.
- Welding machine can be actuated via turntable control.
- Mass contact transmits 300A/100%.
- Control unit available with overlap welding.
- HF-protected.

M = manual tilting

MC = manual tilting with overlap

MCR = manual tilting with overlap welding and robotic interface

AC = motor-driven tilting with overlap welding

ACR = motor-driven tilting with overlap welding and robotic interface



Productvideo on www.javac.org



- 1 2-cycle/4-cycle or automatic operation
- 2 Welding start signal
- 3 Stop
- 4 Rotating direction cw/ccw
- 5 Start
- 6 Speed control

Scope of delivery:

- 1 Control unit (integrated)
- 1 Start/stop foot switch
- 1 Cable remote control

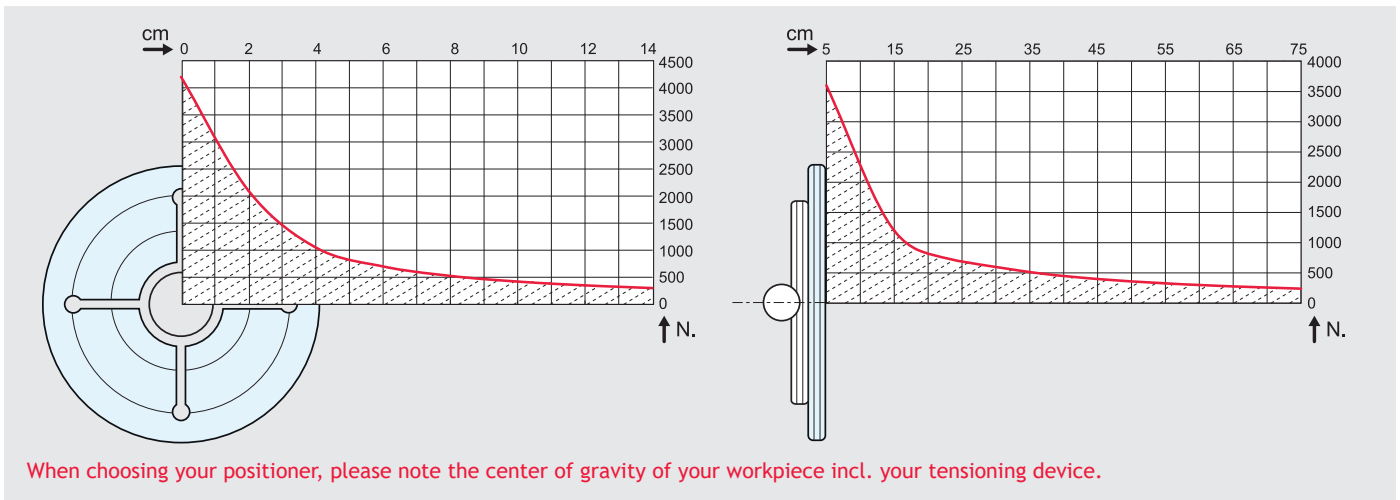
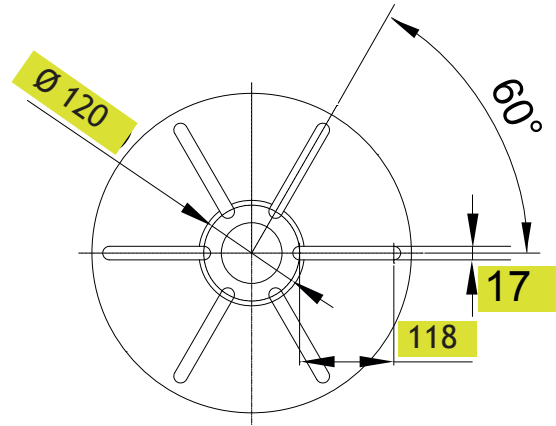
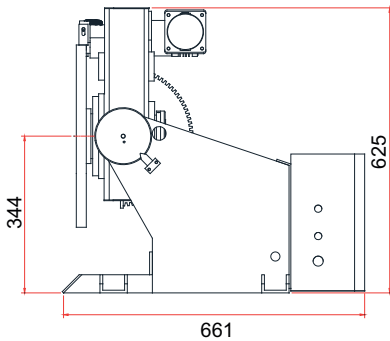
Model	POS-300
Supply voltage	AC 230 V/50 Hz
Ground connection	300 A/100 %
Tilting range	0° – 135°
Table diameter	400 mm
Hollow shaft	60 mm
Mounting hole circle Ø	120mm up to max. 356mm
Slot width table	17mm
Speed	0,34 – 3,4 u/min
Torque	120,6 Nm
Table tilt	manually (by hand wheel)
Max. Load A	300 kg
Measurement (LxWxH) mm	ca. 340 x 288 x 410
Weight	ca. 150 kg
Item no. POS-300 M	02.30.01.10310 (old: 01.30.01.10310)
Item no. POS-300 MC	02.30.01.10320 (old: 01.30.01.10320)
Item no. POS-300 MCR	02.30.01.10330 (old: 01.30.01.10330)
Item no. POS-300 A	02.30.01.10340 (old: 01.30.01.10340)
Item no. POS-300 AC	02.30.01.10350 (old: 01.30.01.10350)
Item no. POS-300 ACR	02.30.01.10360 (old: 01.30.01.10360)

Positioners, medium-weight

Welding Positioner POS-300

Perfectly positioned

When choosing a turntable, the turning and tilting moment must be considered. For the mounting of eccentric workpieces we recommend to use counterweights. This protects the bearings and increases the service life of the turntable.



Functions

- | | | |
|-----------|---|-------------------------------------|
| POS-300MC | 1 | Pre-welding time |
| | 2 | Crater filling |
| | 3 | Turning time |
| | 4 | Overlap welding time |
| | 5 | 2-cycle welding |
| | 6 | 4-cycle welding with crater filling |

